

Halls Garden Room 12,9 m²



The Garden Room

The Halls Garden Room provides great value for money when it comes to overall size and innovative features.

Frame

The traditional greenhouse frame has been brought into the 21st Century and includes more bracing to help it cope with harsher weather. The roof pitch has been increased to provide more volume of air within the greenhouse, and also aid snow loading capacity. The new gutter offers a much improved water harvesting capacity to capture much more precious rainfall.

TRADITIONAL

Model Garden Room	L x W (cm)	Eaves (cm)	Ridge (cm)	Door width (cm)	Roof vents	With 3 mm long pane toughened glass
Green – 12,9 m ²	391 x 389	163	276	121,8	4	F09823
Black – 12,9 m ²	391 x 389	163	276	121,8	4	F09891
Base						Black
Base Garden Room						F06482

Enjoy every
corner of
your green-
house

Halls Garden Room 12.9m²

TRADITIONAL






Toughened glass with capping

The Garden Room is supplied with 3 mm full length toughened glass; the best choice when it comes to glazing a greenhouse. Full length safety glass eliminates the normal overlap and can also better withstand high velocity impacts. If it does break, it breaks into small particles making it the ideal choice in a family oriented environment. The capping secures the glass along the full length of both sides of each pane making the greenhouse stronger. It also provides a superior finish, with the added bonus of being easier to clean.

Anti-capillary glass clips

The anti-capillary glass clips vastly improve rain water runoff into the gutters; they also minimise the possibility of the water ingress through capillary action making its way back inside the greenhouse. Also, due to the clever design, it minimises internal condensation drips by allowing condensation that builds up on the inside of the roof to freely drain down the pane of glass directly into the gutters.



Water harvesting gutter corner joint

The first of its kind; interior water harvesting component for greenhouses. This innovative design allows you to capture water on the inside of the greenhouse in two locations.

Roof vents

Four roof vents are supplied as standard to circulate and vent the huge volume of air contained within this large greenhouse.

Doors

The hanger style doors and innovative low threshold design eliminate the traditional stepping over or ducking to enter your greenhouse. Included as standard are industrial inspired door handles to ensure smooth operation.

TRADITIONAL