

Room  
for star  
moments



Grand Oase 25,6 m²

## GRAND OASE





# EXTEND THE SEASON WITH THE GRAND OASE

The Juliana Grand Oase is the perfect choice for gardeners with big greenhouse plans. There is plenty of room for all of the family's growing projects as well as a space to relax and enjoy the view of the garden.

In the Grand Oase the double stable doors are located on the long side of the greenhouse, creating an airy feel and easy access thanks to the low threshold.

The sides are almost two metres high and together with the pyramid shaped roof structure the greenhouse offers plenty of space. You can easily divide the space with cultivation on one side and a sitting area in the other and enjoy easy access to both.

The new Juliana Grand Oase 25,6 is constructed with an aluminium frame that enhances the construction. Because of this, there is no need for collar beams, giving the greenhouse an extra spacious feeling.

Model Grand Oase	L x W (cm)	Eaves* (cm)	Ridge* (cm)	Door width (cm)	Side vents	With 3 mm long pane toughened glass	Base
13.0 m² anthracite	439 x 296	195	286	136	2	F09731	F06428
13.0 m² anthracite · dwarf wall	439 x 296	195	286**	136	2	F09805	F09825
18.8 m² anthracite	511 x 368	195	306	136	4	F09850	F06429
18.8 m² anthracite · dwarf wall	511 x 368	195	306**	136	4	F09857	F09858
25.6 m² anthracite	583 x 439	195	331	136	4	F09957	F06431

\*The stated height is incl. 12 cm base. \*\*Height shown includes 60 cm dwarf wall solution




Full length  
toughened  
glass is  
aesthetically  
pleasing

The angle  
of the roof  
provides a  
high-ceilinged  
space

Double  
stable door  
enables easy  
access to the  
greenhouse

**GRAND OASE**





Intelligent  
and elegant  
ventilation

Side window  
provides the  
necessary  
ventilation

Optional  
extra pair  
of doors





## DREAMING OF A GREENHOUSE...

In each garden, the dream of a greenhouse is different and unique. Every gardener has their dream of a greenhouse life with their own ideas and needs.

Do you dream of a greenhouse full of vegetables, herbs and colorful flowers? Or a unique outdoor venue with room for relaxation and socializing or a quiet mindful space? With a Juliana Grand Oase in your garden there is room for everything.


In a Juliana Grand Oase there is room to lengthen the seasons. In early spring, only a few rays of sun are needed to make the greenhouse a warm haven. During the summer, the greenhouse can be perfect for the late evening hours, even when the dew falls. And when the sun loses its power in late summer, you can extend the season well into Autumn and have wonderful days in the greenhouse.

In a spacious Juliana Grand Oase there is room for your dreams.




Grand Oase on dwarf wall 18.8 m²





More space  
for good  
times

Grand Oase 29,6 m<sup>2</sup>



6

Grand Oase 18,8 m<sup>2</sup>



6

Grand Oase 18,8 m<sup>2</sup>



6

Grand Oase 13,0 m<sup>2</sup>



6

Grand Oase dritzwurf wall 13,0 m<sup>2</sup>